

Aluminium Roller Shutters With Thermal Protection



mcagrup.com

ROLLER SHUTTERS



Benefits

Shadow Ensures protection against the effect of sun glare.
Flexibility in dosing natural light.
Protects furniture and interior decoration from ultraviolet rays.

Constant temperature Prevents excessive heating in the house during hot summer days.
Blocks heat loss in wintertime.

Restful sleep It ensures the silence and obscurity necessary when you want to rest.

Privacy Protects from any prying eyes, especially when windows open towards the street or to a neighboring house.

Safety Provides comfort and security by protecting against intrusion attempts.

Operating

Ribbon



Remote control




Crank



Wall mounted switch with LCD display



Colors for 37 mm Aluminium Slats



White
900 - RAL 9016



Beige
919 - RAL 1015



Light Wood
915



Golden
920




Silver
916 - RAL 9006



Grey
901 - RAL 7038




Dark Wood 1
907



Dark Wood 2
910



Metalic Grey Raffaello
911 - RAL 7015



Dark Brown"
921



Walnut
925



Golden Oak
924




Brown red
912 - RAL 8017




Brown
903 - RAL 8014



Mahogany
926




Wenge
928




Bordeaux Metallic
914 - RAL 8016



Green
906 - RAL 6005




Blue
904 - RAL 5010



Anthracite Grey
957 - RAL 916

Colors for 55 mm Aluminium slats



White
900 - RAL 9016



Silver
916 - RAL 9006



Beige
919 - RAL 1015



Grey
901 - RAL 7038



Dark Brown
921



Brown
903 - RAL 8014



Dark Wood 1
907



Golden Oak
924

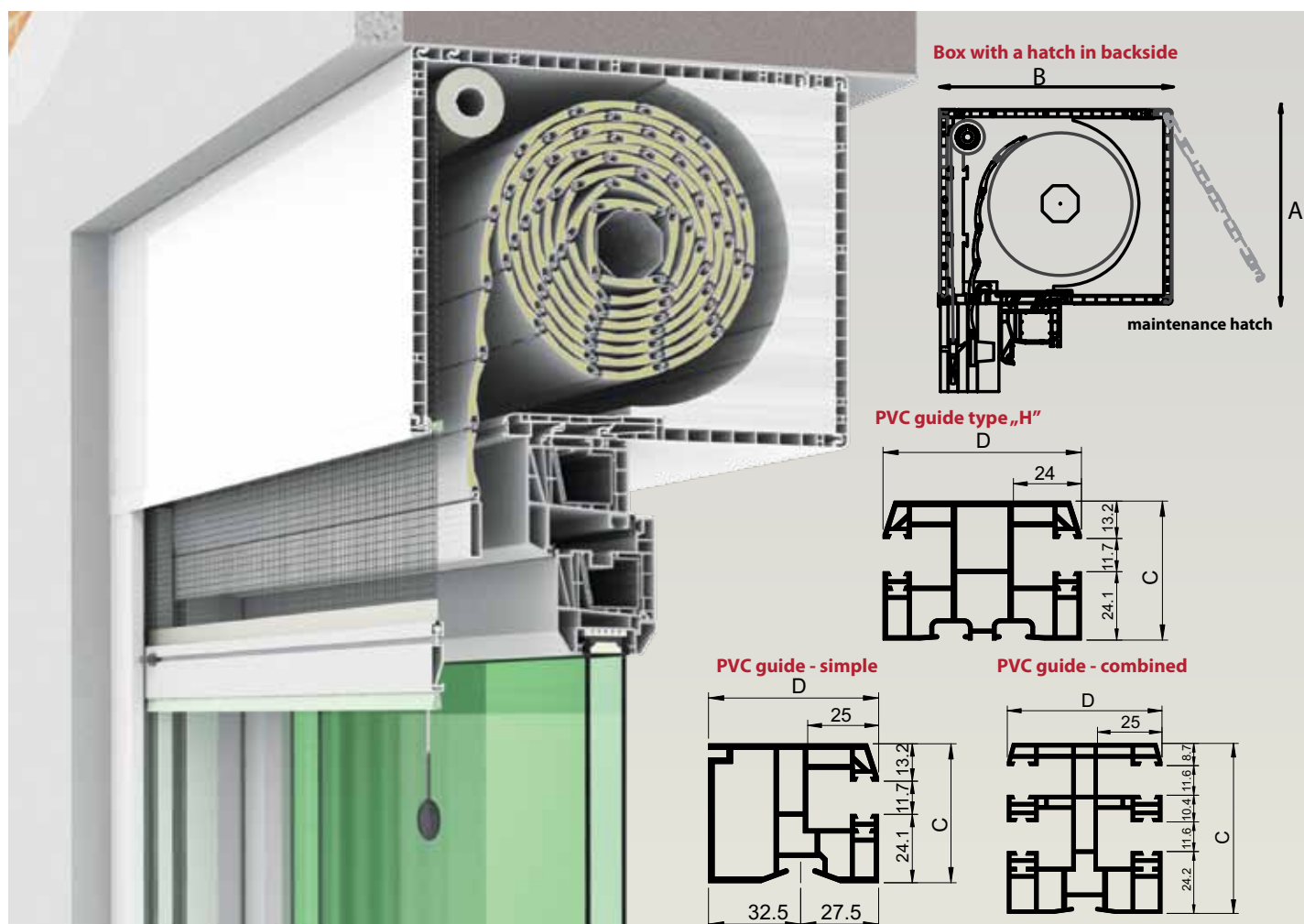
TOP-MOUNTED ROLLER SHUTTERS

UNIBOX

MCA UNIBOX roller shutters allow installation of the box on top of the window frame. Boxes can be finished and brought to the same color as the walls inside, or with those outside. UNIBOX PLUS roller shutters allow opening the bottom of the box for an easy maintenance without any damage to the operator.

Top-mounted roller shutters - UNIBOX									
39 mm	Box dimension		Guide dimension		Maximum width 2600 mm	Maximum height		Maximum surface	
	A	B	C	D		Ribbon	Crank/Spring/Electrical	Ribbon	Crank/Spring/Electrical
	155 mm	181 mm	49 mm	60 mm and 70 mm - „H“		1450 mm	1250 mm	2.5 sqm	6.5 sqm
	180 mm	206 mm				2300 mm	2050 mm		
220 mm	245 mm	3650 mm	3200 mm						
Top-mounted roller shutters - UNIBOX with integrated insect system									
39 mm	Box dimension		Guide dimension		Maximum width 2600 mm	Maximum height		Maximum surface	
	A	B	C	D		Ribbon	Crank/Spring/Electrical	Ribbon	Crank/Spring/Electrical
	155 mm	199 mm	66,5 mm	60 mm		1450 mm	1130 mm	2.5 sqm	6.5 sqm
	180 mm	224 mm				2300 mm	1910 mm		
220 mm	245 mm	2500 mm			2500 mm				

UNIBOX - section



Colors for Boxes and Guides for UNIBOX




White
RAL9016




Brown, Dark
Brown




Golden Oak




Walnut



Wenge



Mahogany



Anthracite Grey
RAL 7016

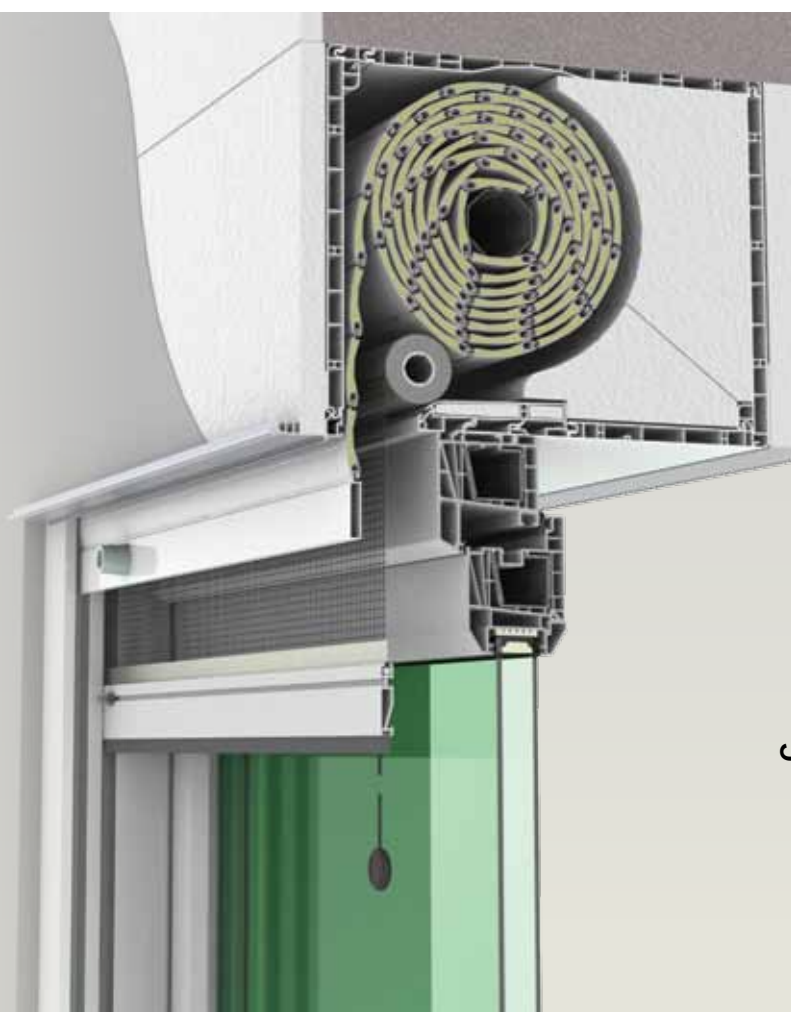
Top-mounted roller shutters - UNIBOX PLUS

Slat	Box dimension		Guide dimension		Maximum width	Maximum height		Maximum surface	
	A	B	C	D		Ribbon	Crank/Spring/Electrical	Ribbon	Crank/Spring/Electrical
37 mm	200 mm	220 mm	49 mm	60 mm	2600 mm	2340 mm	2140 mm	2.5 sqm	6.5 sqm
	240 mm	255 mm		70 mm - „H“		3550 mm	3430 mm		

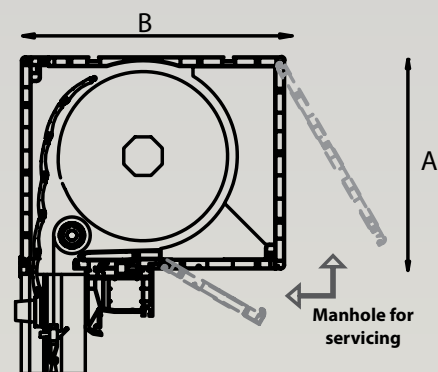
Top-mounted roller shutters - UNIBOX PLUS with integrated insect system

Slat	Box dimension		Guide dimension		Maximum width	Maximum height		Maximum surface	
	A	B	C	D		Ribbon	Crank/Spring/Electrical	Ribbon	Crank/Spring/Electrical
37 mm	200 mm	220 mm	66,5 mm	60 mm	2600 mm	2340 mm	2140 mm	2.5 sqm	6.5 sqm
	240 mm	255 mm				2500 mm	2500 mm		

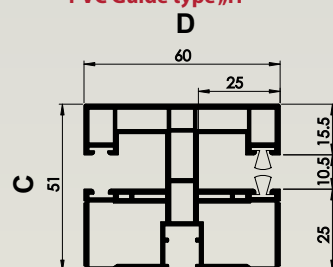
UNIBOX PLUS - section



Box for plaster inside and outside



PVC Guide type „H“



Special guide
for insect
screen

EXTERNAL BOX ROLLER SHUTTERS

OUTBOX

MCA OUTBOX roller shutters represent the ideal solution for the installation on existing window frames. The design of these two types of boxes harmonizes perfectly with the rest of the façade details that are fitted on.

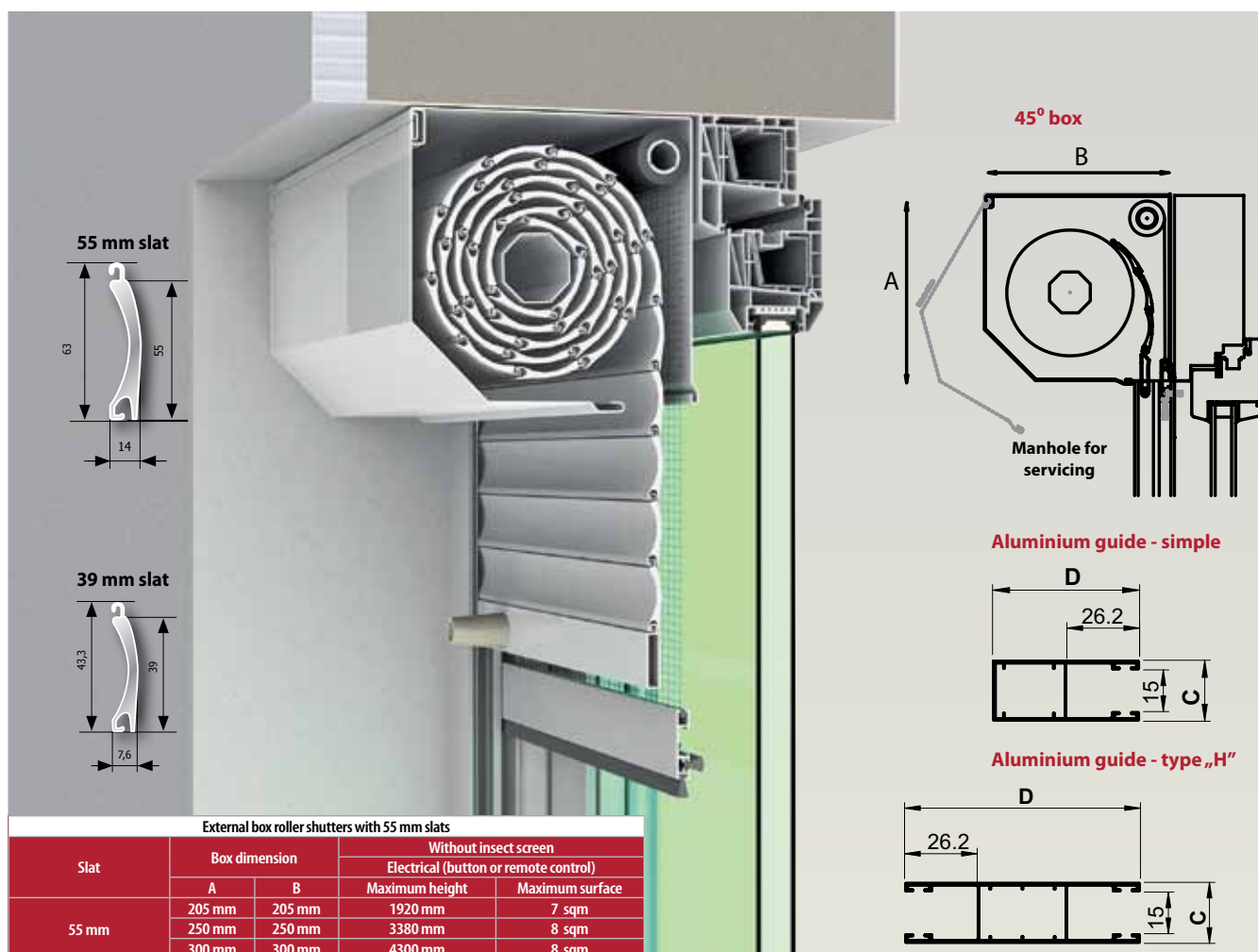
External box roller shutters OUTBOX, 45 degrees box

External box roller shutters OUTBOX, 45 degrees box									
Slat	Box dimension		Guide dimension		Maximum width	Maximum height		Maximum surface	
39 mm	A	B	C	D		Ribbon	Crank/Spring/Electrical	Ribbon	Crank/Spring/Electrical
	138 mm	138 mm	22 mm	53 mm -	1560 mm	1320 mm	2.5 sqm	6.5 sqm	
	150 mm	150 mm		and	1960 mm	1800 mm			
	165 mm	165 mm			2390 mm	2280 mm			
	180 mm	180 mm			2950 mm	2790 mm			
205 mm	205 mm	85 mm - „H“	4320 mm		4050 mm				

External box roller shutters OUTBOX, 45 degrees box with integrated insect system

Slat	Box dimension		Guide dimension		Maximum width	Maximum height		Maximum surface	
	A	B	C	D		Ribbon	Crank/Spring/Electrical	Ribbon	Crank/Spring/Electrical
39 mm	138 mm	138 mm	39 mm	53 mm	2600 mm	740 mm	950 mm	2.5 sqm	6.5 sqm
	150 mm	150 mm				1480 mm	1280 mm		
	165 mm	165 mm				2100 mm	1630 mm		
	180 mm	180 mm				2500 mm	2250 mm		
	205 mm	205 mm				2500 mm	2500 mm		

OUTBOX, 45 degrees box - Section




Colors for box and guides for OUTBOX roller shutters



White



Brown
RAL 8014




Brown
Dark Brown



Golden Oak



Walnut



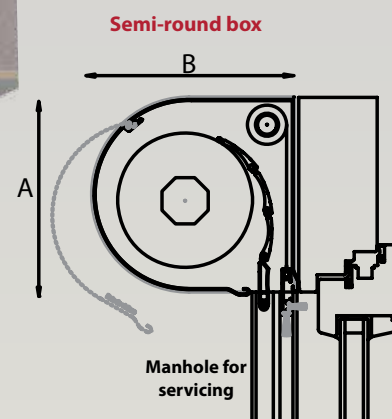

Mahogany



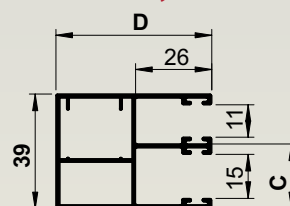
Painting with
RAL colors

External box roller shutters OUTBOX, semi-round box									
Slat	Box dimension		Guide dimension		Maximum width	Maximum height		Maximum surface	
	A	B	C	D		Ribbon	Crank/Spring/Electrical	Ribbon	Crank/Spring/Electrical
39 mm	138 mm	138	22 mm	53 mm 85 mm - „H“	2600 mm	1560 mm	1320 mm	2.5 sqm	5 sqm
	165 mm	165				2430 mm	2320 mm		
	180 mm	180				3260 mm	3050 mm		
External box roller shutters OUTBOX, semi-round box with integrated insect system									
Lamelă	Box dimension		Guide dimension		Maximum width	Maximum height		Maximum surface	
	A	B	C	D		Ribbon	Crank/Spring/Electrical	Ribbon	Crank/Spring/Electrical
39 mm	138 mm	138 mm	39 mm	53 mm	2600 mm	1100 mm	820 mm	2.5 sqm	5 sqm
	165 mm	165 mm				2140 mm	1860 mm		
	180 mm	180 mm				2500 mm	2500 mm		

OUTBOX, semi-round box - Section



Combined guide for roller shutters with integrated insect system



Automatically Controlled Movement **MCA**

MCA has gathered over 15 years of experience, 120 persons involved in the production and distribution activities and the continuous desire of improvement.

The product offer is improved and extended with assembly services, technical support and specialized service.

The development strategy is directed towards establishing partnerships with the architecture bureaus, construction companies and entrepreneurs.

We provide products that comply with EU standards, guarantee a high quality - price ratio and we ensure short term delivery:

- Sectional and roller garage doors
- Industrial sectional doors
- Dock levellers and dock seals
- Fireproof doors and industrial roller shutters
- Automation systems for gates
- Window roller shutters
- Insect nets.



mcagrup.com

■ MCA România
Șos. Giurgiului 33A, Jilava, Jud. Ilfov
Tel: +40-(21)-457.00.03
Fax: +40-(21)-457.00.04
office@MCAGrup.ro